

Accessing your Thomas More Email

This will be a tutorial of how to access your Thomas More email on the internet. This can be done through either the Thomasmore.edu website or the MyTMU.thomasmore.edu website.

Contents

How to access from Thomasmore.edu

- Open a browser and search “Thomasmore.edu”1
- Scroll down to the bottom of the page and click “Email Login”2
- Fill in your Thomas More email and password3

How to access from MyTMU.thomasmore.edu

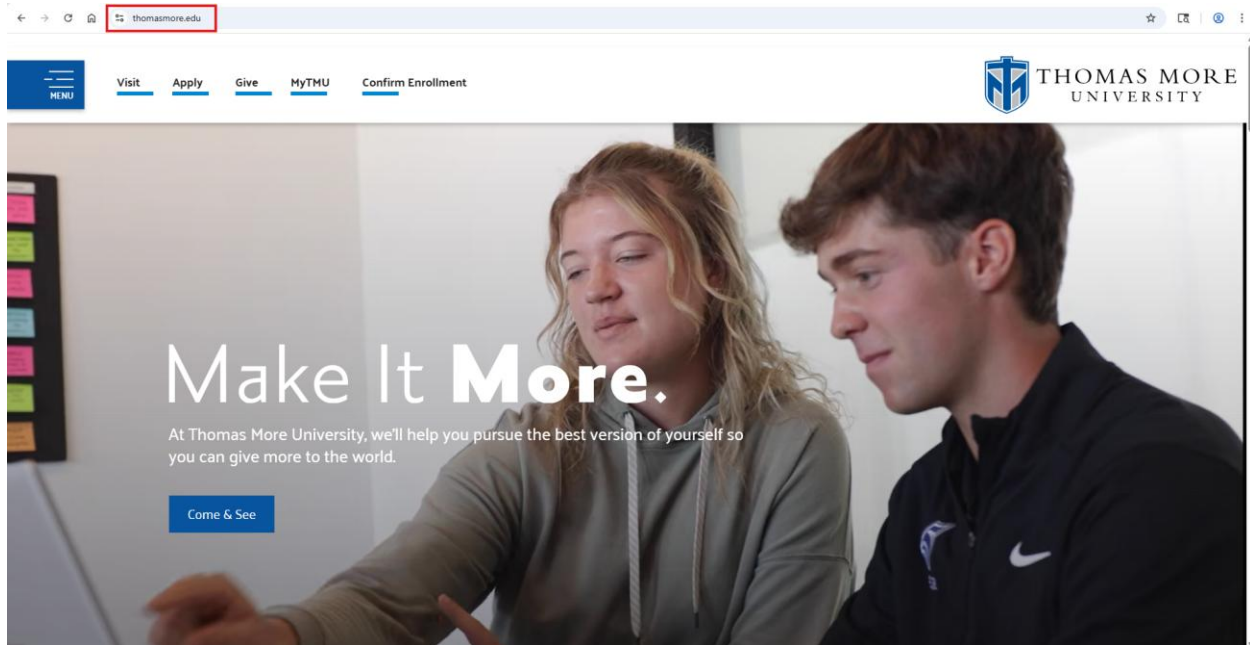
- Open a browser and search “MyTMU.thomasmore.edu”4
- Navigate to “Quick Links” and select the “Email” link5
- Fill in your Thomas More email and password6

IT Services Contact7

If you need any assistance please contact the IT Helpdesk in one of the following ways. Browse to www.helpdesk.thomasmore.edu, call 859-344-3646, email helpdeskticket@thomasmore.edu, or stop by the Computer Center on the lower level of the administration building.

How to access from Thomasmore.edu

Open a browser and search “Thomasmore.edu”



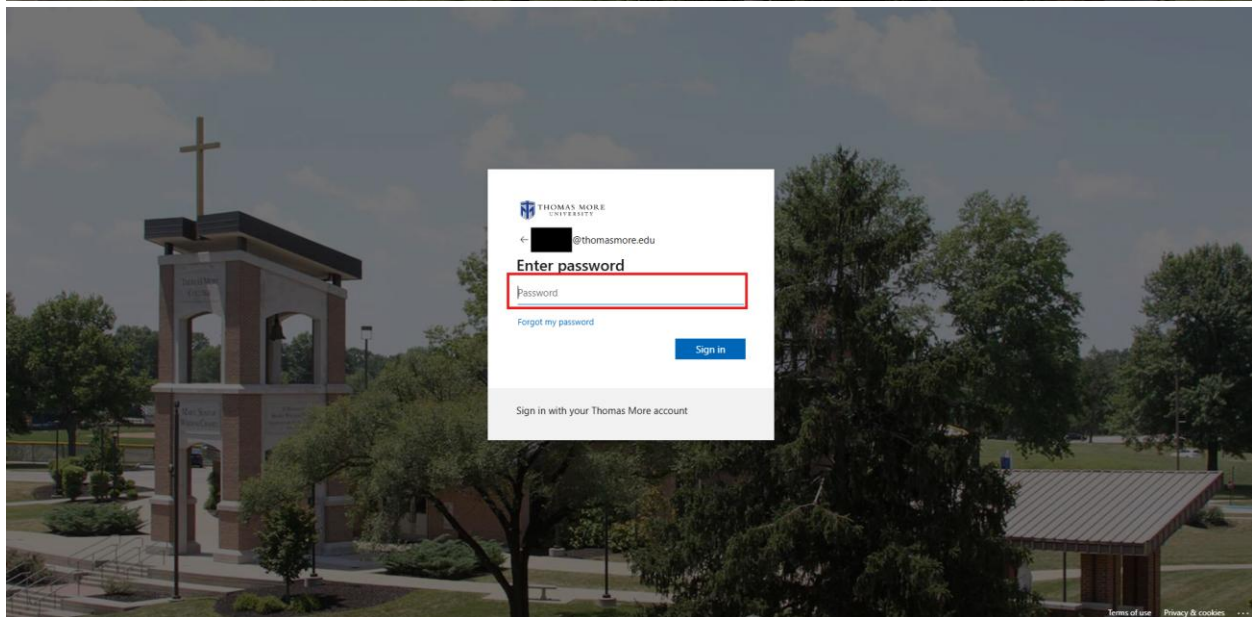
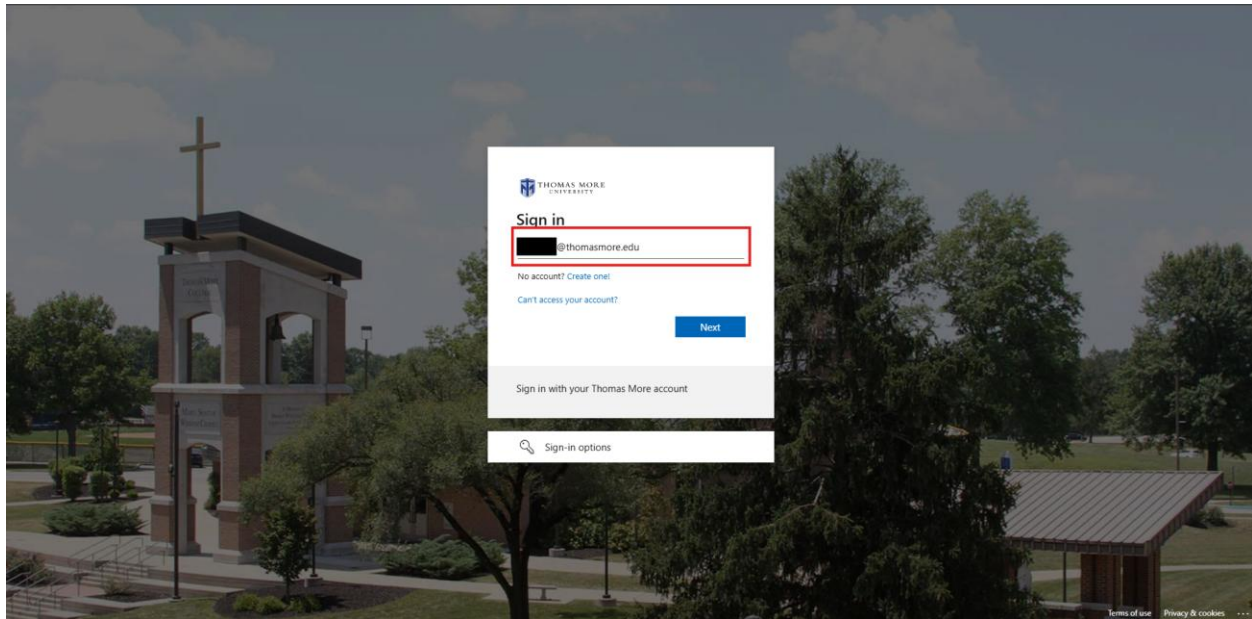
If you need any assistance please contact the IT Helpdesk in one of the following ways. Browse to www.helpdesk.thomasmore.edu, call 859-344-3646, email helpdeskticket@thomasmore.edu, or stop by the Computer Center on the lower level of the administration building.

Scroll down to the bottom of the page and click “Email Login”

The screenshot shows the footer of the Thomas More University website. At the top left, there is a navigation menu with links for 'Visit', 'Apply', 'Give', 'MyTHU', and 'Confirm Enrollment'. The university's logo and name are on the top right. Below the navigation, there are three columns of links: 'More Information', 'More Events', and 'View the Full Gallery'. A link for 'See all News & Events' is positioned below these columns. In the center, the university's name and logo are displayed, along with its address: '333 Thomas More Parkway, Crestview Hills, Kentucky 41017' and phone number '859-341-5800'. On the left side of the footer, there are links for 'Come and See', 'Apply', 'Request Info', and 'Donate', followed by a short paragraph about the university. On the right side, there is a vertical list of links: 'Email Login' (highlighted with a red box), 'Pay my Bill', 'Employee Directory', 'Job Opportunities', 'Canvas', and 'Transcript Request'. To the right of these links are categories: 'Programs', 'Graduate Programs', 'Online Accelerated Degree Programs', 'Admissions', 'Public Safety', and 'Student Resources'. At the very bottom, there are social media icons for Facebook, X, Instagram, LinkedIn, YouTube, and Spotify, and a copyright notice: '© 2026 Thomas More University. All Rights Reserved. Thomas More Policies'.

If you need any assistance please contact the IT Helpdesk in one of the following ways. Browse to www.helpdesk.thomasmore.edu, call 859-344-3646, email helpdeskticket@thomasmore.edu, or stop by the Computer Center on the lower level of the administration building.

Fill in you Thomas More email and password



You have successfully signed into your email through the Thomasmore.edu website.

If you need any assistance please contact the IT Helpdesk in one of the following ways. Browse to www.helpdesk.thomasmore.edu, call 859-344-3646, email helpdeskticket@thomasmore.edu, or stop by the Computer Center on the lower level of the administration building.

How to access from MyTMU.thomasmore.edu

Open a browser and search “MyTMU.thomasmore.edu”

The screenshot shows the MyTMU.thomasmore.edu portal. At the top, there is a navigation bar with the Thomas More University logo and links for Home, Calendars, Resources, and IT Services. Below the navigation bar, the page is divided into several sections:

- Portal:** A section with a "Welcome" message and a "Quick Links" menu containing links to Canvas, Email, TMU Homepage, Student Life, TMU Policies, and Saints Community Standards.
- Canvas Login:** A section featuring the Canvas logo and login information: "Student Hotline: +1-855-572-9552" and "Faculty Hotline: +1-833-400-5568".
- Welcome:** A section with a message: "Please log in using your Thomas More username and password above to access MyTMU portal resources. If you have any difficulties accessing the site, please request support by:" followed by a list of support options: browsing to <http://helpdesk.thomasmore.edu>, emailing helpdeskticket@thomasmore.edu, calling 859-344-3646, or stopping by the help desk inside the computer center on the lower level of the main administration building.
- Calendar:** A section titled "Calendar" with a "View full calendar" link and a list of events for April 20 to May 20, 2026, including "BFA Senior Exhibition: Hannah Farrell", "Thomas More University Men's Golf vs Great Midwest Athletic Conference Championship", and "Men's Bible Discussion: 1 Corinthians".
- Announcements:** A section titled "Announcements" with the message "You have no incoming announcements." and a "Show All Announcements" link.
- Server Info:** A section titled "Server Info" with the text "JICS J1 Live".

At the bottom of the page, there are links for "TMU Policies", "About us", and "Contact us", and a footer note "Powered by Jenzabar v02242".

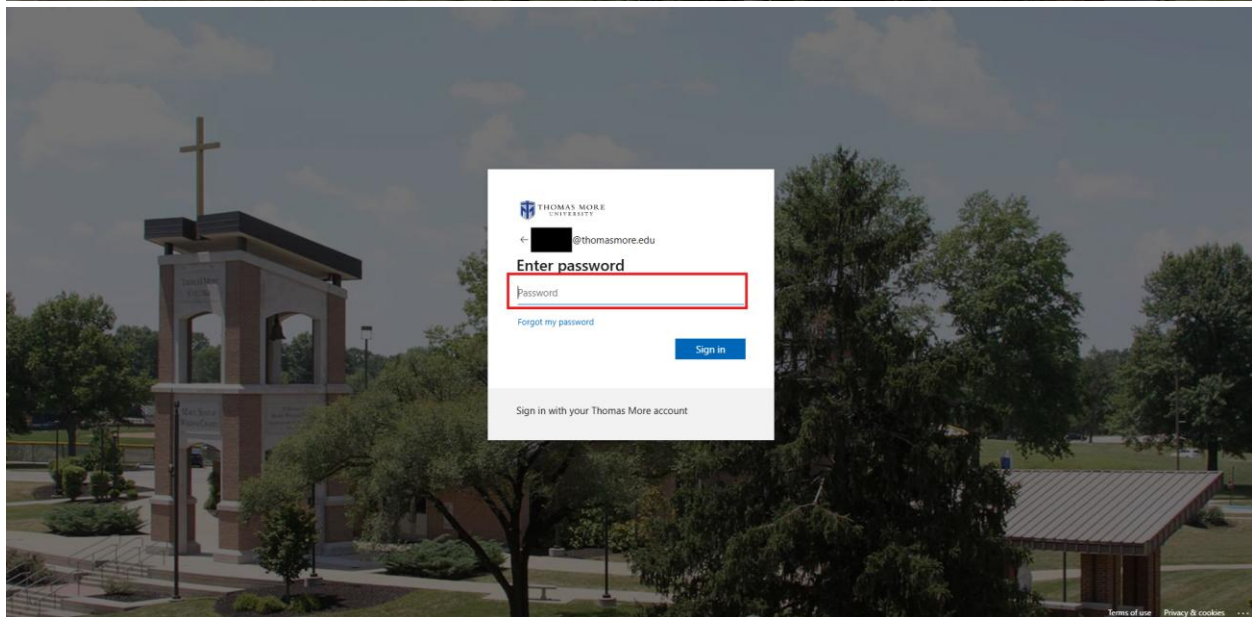
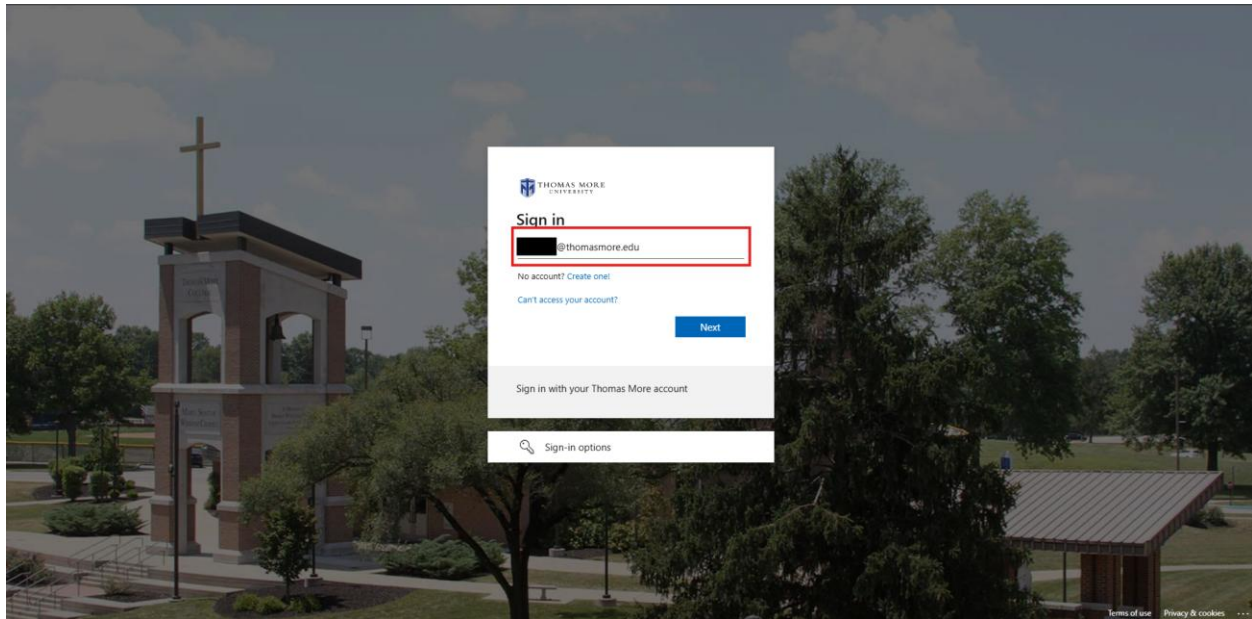
If you need any assistance please contact the IT Helpdesk in one of the following ways. Browse to www.helpdesk.thomasmore.edu, call 859-344-3646, email helpdeskticket@thomasmore.edu, or stop by the Computer Center on the lower level of the administration building.

Navigate to “Quick Links” and select the “Email” link

The screenshot shows the Thomas More University website. At the top, there is a navigation bar with the university logo and links for Home, Calendars, Resources, and IT Services. Below this, a 'Quick Links' menu is visible on the left side, with 'Email' highlighted in a red box. The main content area features a 'Canvas Login' section with the Canvas logo and contact information for Student and Faculty Hotlines. To the right, there is a 'Calendar' section showing the current date (April 20, 2026) and a list of upcoming events. Below the calendar, there are sections for 'Announcements' and 'Server Info'. The footer contains links for TMU Policies, About us, and Contact us, along with a small copyright notice.

If you need any assistance please contact the IT Helpdesk in one of the following ways. Browse to www.helpdesk.thomasmore.edu, call 859-344-3646, email helpdeskticket@thomasmore.edu, or stop by the Computer Center on the lower level of the administration building.

Fill in you Thomas More email and password



You have successfully signed into your email through the MyTMU.thomasmore.edu

If you need any assistance please contact the IT Helpdesk in one of the following ways. Browse to www.helpdesk.thomasmore.edu, call 859-344-3646, email helpdeskticket@thomasmore.edu, or stop by the Computer Center on the lower level of the administration building.

IT Services Contact

If you have any other questions, contact IT Services by:

- Browsing to <http://helpdesk.thomasmore.edu>
- calling 859-344-3646
- emailing helpdeskticket@thomasmore.edu
- or stopping by the helpdesk inside the computer center on the lower level of the main administration building

If you need any assistance please contact the IT Helpdesk in one of the following ways. Browse to www.helpdesk.thomasmore.edu, call 859-344-3646, email helpdeskticket@thomasmore.edu, or stop by the Computer Center on the lower level of the administration building.
